



Panadent Articulating System

QUALITY PRODUCTS SINCE 1974



- Esthetics & Function
- Functional Denturism
- Diagnosis & Treatment Planning
- Smile Design & Facial Analysis
- Prosthodontics & Implantology
- Orthodontics & Oral Surgery

Product Catalog 2016

www.dentald.ru

Bite-Tab Compound Disks 180/box

Features & Benefits

- Constructed from red impression compound deposited on self adhesive strips.
- Can be used with most brands of bite forks.

Instructions:

- Remove Bite-Tabs by adhesive strip & place on bite fork.
- Temper compound in warm water before indexing on patients teeth.
- To remove used tab, dip in hot water and simply peel adhesive strip off of bite fork.



Item	Order #
# 4405 DP Box/180	IC# - 15869

Bite-Tray Registration Plates With Storage 50/Bag

Features & Benefits

- Made of soft aluminum
- Designed for accurate jaw position interocclusal records
- Excellent for taking centric, protrusive and lateral border records.
- Can be used with any bite registration material




Item	Order #
# 7172 DP (20/pack)	IC# - 16415
# 7175 DP (50/pack)	IC# - 15896

Multi-Measuring Ruler

Features & Benefits

The MMR is used for measuring tooth lengths, tooth widths, vertical overbite, horizontal overjet, as well as having opening and lateral range of motion scales.




Item	Order #
# 9391 DP	IC# - 15871

Golden Proportion Waxing Guides (set of 7)

Features & Benefits

Can be used with the Kois Adjustable Platform or by themselves to facilitate incorporating the golden proportion ratio of 1:1.618 for tooth widths into anterior restorations.



Item	Order #
# 4330 DP 7/pack	IC# - 15873

Edentulous Models w/Bite

Features & Benefits

The Panadent Edentulous Models are made of resin and include a bite record. They are used to simulate an edentulous patient and can be mounted to any articulator.



Item	Order #
# 2660 DP	IC# - 16018

Bite Fork Stabilizers (60/pack)

Features & Benefits

The Bite Fork Stabilizers are used on the bottom of the bite fork so the lower teeth can support the bite fork against the upper teeth. It is a spongy material with an adhesive on one side for fixing to the bottom of the bite fork. Bite Fork Stabilizers can be used with any face bow system that utilizes a bite fork. It is clean and simple and eliminates the need for clumsy cotton rolls or messy bite registration material on bottom of bite fork.




Item	Order #
# 4410 DP (60/pack)	IC# - 15902

Leaf Gauge (numbered)

Features & Benefits

- Made of polyester strips
- Numbered (1-56) in 1/10th mm increments for convenience.
- Used as an anterior deprogrammer for taking centric records
- Can also be used in equilibration or coronoplasty procedures.



Item	Order #
# 9390 DP	IC# - 15870

Golden Proportion Ruler

Features & Benefits

The Golden Ruler measuring device is designed to help determine official dimensions, such as vertical dimensions, incisor edge position, and tooth width. It is calibrated to correspond to the Golden principle (1:1.618) and is said to be useful for achieving aesthetic results.



Item	Order #
# 9395 DP	IC# - 15872

Clear Tooth Guides (Set of 3)

Features & Benefits

The Clear Tooth Guides are made of clear acrylic blocks and can be used to evaluate tooth form, incisal edge and gingival contours.



Item	Order #
# 4350 DP	IC# - 16016

Smile Now Starter Kit

Features & Benefits

The Smile Now instant tooth templates are made from flexible plastic with a peel-n-stick adhesive. Starter kits come with the four sizes in both Bleach and B1 shades for a total of 8 templates.



Item	Order #
# 4500 DP	IC# - 15962

Panadent - Kois Dento-Facial Analyzer System

Kois Dento-Facial Analyzer System

Features & Benefits

The Kois Dento-Facial Analyzer System registers and transfers the patient's occlusal plane as well as tilts in the occlusal plane in three planes of space to the articulator related to an average 100mm axis-incisal distance. O-rings can be adjusted on the Vertical Indicator Rod to the patient's facial landmarks for the evaluation of facial proportions.

The height of the lip commissures can be measured from the Index Tray for marking on the study casts.

Includes:

- #4305 Kois Dento-Facial Analyzer
- #4360 Kois Adjustable Platform



4300



4305

Item	Order #
# 4300 KS Kois Dento Facial Analyzer System	IC# - 15890
# 4305 KS Kois Dento-Facial Analyzer with 20 Index Trays	IC# - 15891

Panadent - Kois Dento-Facial Analyzer System

Kois Disposable Index Trays

Features & Benefits

The disposable index trays are used with the Kois Dento-Facial Analyzer and provides a permanent or disposable bite-fork registration record.



Item	Order #
# 4322 KS Kois Index Trays (20 pcs)	IC# - 15892
# 4323 KS Kois Index Trays (50 pcs)	IC# - 15893
# 4324 KS Kois Index Trays (100 pcs)	IC# - 15894

Kois Adjustable Platform

Features & Benefits

The Kois Adjustable Platform is used with the Kois Index Trays to mount the patient's maxillary cast to the articulator. The platform can be adjusted up or down to a new incisal edge or occlusal plane position.



Includes:

- #4331 Standard Waxing Guide

Item	Order #
# 4360 Kois Adjustable Platform	IC# - 15895
# 4331 Standard Waxing Guide	IC# - 15963

Panadent - Face Bows and Accessories

Pana-Mount Face-Bow

The Pana-Mount™ Face-Bow features wrench or wrenchless detachable bite fork assemblies which allows the face-bow to be used for multiple patients without having to mount casts immediately. It has a standard 22mm nasion relator as well as an orbital pointer. Comfortable ear pieces and foam nasion pad increase patient comfort. The face-bow can be used as an average axis ear-bow as well as a true transverse axis bow (in conjunction with the Axis Mounting System and Axi-Path Recorder).

Includes:

Face-Bow, two complete Bite Fork Assemblies, Mounting Fixture, Standard Nasion Relator, T-Screws, and Hex Wrench

Item	Order #
A # 4000 FB Complete Facebow	IC# - 15885
B # 4070 FB The Bio-Esthetic™ Level Gauge	IC# - 15877
C # 4080 FB Adjustable Nasion Relator	IC# - 16025
# 9925 Hex Wrench (FaceBow)	IC# - 16040




see details on page 7

Bite Forks

Features & Benefits

Used with Pana-Mount Face-Bow. Constructed of all stainless steel, it is designed for easy cleaning and sterilization. The mid-line mark helps for orientation in the mouth.



#4028

#4037

#4038

Item	Order #
# 4028 FB (regular)	IC# - 15887
# 4037 FB (full denture)	IC# - 15888
# 4038 FB (pedo)	IC# - 15889

Bite Fork Assembly (complete)

Features & Benefits

The Bite Fork Assembly is used with the Pana-Mount™ Face-Bow and comes complete with a standard bite fork and stem assembly, as well as T-Screws. By having extra bite fork assemblies, the operator can use one face-bow for multiple patients consecutively.



Item	Order #
# 4027 FB	IC# - 15886

Panadent - Articulators

Magnetic PCH Articulator (#1610 AR)

Features & Benefits

The model PCH articulator is a precision articulator which allows the transfer of dental casts from one PCH or PSH articulator to another. The model PCH has a curved incisal pin calibrated in degrees. The curved pin holder allows the tip of the pin to stay in the same location on the incisal table when the vertical dimension is changed on the articulator. The positive centric latch depresses the centric pin to keep the articulator in perfect centric relation for mounting procedures or the pin can be depressed by hand to verify the centric position. The unique Dyna-Links keep the upper and lower frames joined together during excursive movements.

Includes:

- 20 Mounting Plates
- Hex Wrench

Item	Order #
# 1610 AR	IC# - 15874
# 9904 Hex Wrench for Articulator	IC# - 15964



Magnetic PSH Articulator (#1620 AR)

Features & Benefits

The model PSH articulator is a precision articulator which allows the transfer of dental casts from one PSH or PCH articulator to another. Comes with a straight incisal pin calibrated in mm and will change positions on the incisal table when the vertical dimension is changed on the articulator. The positive centric latch depresses the centric pin to keep the articulator in perfect centric relation for mounting procedures or the pin can be depressed by hand to verify the centric position. The unique Dyna-Links keep the upper and lower frames together during excursive movements.

Includes:

- 20 Mounting Plates
- Hex Wrench

Item	Order #
# 1620 AR	IC# - 15875
# 9904 Hex Wrench for Articulator	IC# - 15964



PCF Magnetic Articulator

Features & Benefits

With an Integrated Magnetic System, Fixed Condylar Inclination set at 20 Degrees, Curved Incisal Pin, 1.5mm Analogs and Ability to Interchange Casts, the New Panadent PCF is a High Quality Articulator at a Great Price!

Includes:

- 10 Mounting Plates

Item	Order #
# 1650 AR	IC# - 16721



PAL™ Plastic Articulator Lite (5/pcs)

Features & Benefits

- Used in conjunction with the Model PCH or PSH articulators.
- Creating a functional link between disposable and semiadjustable articulators.
- Has an anatomically correct axis of rotation; the same as the full size Panadent PCH or PSH articulator.
- Easy, lightweight and inexpensive alternative to multiple articulators.
- No super glue or molds required!
- Features include vertical and horizontal esthetic alignment guides as well as a built in, tilt back support stand.

Item	Order #
# 1503 PA 5/pack	IC# - 15876



Molded Plastic Case

Features & Benefits

This high impact, moulded Plastic Case is used to carry the articulator, face-bow, mandibular mounting stand, mounting plates and diagnostic casts with room left over for accessory supplies. Convenient to carry to the lab, study club or workshop meetings.

Item	Order #
# 8210 AA	IC# - 15879



Panadent - Modular Articulator KITS

Kois Module with PCH Articulator (#1250 AS)

Features & Benefits

The Kois Module includes all of the essential items needed to mount casts when using the Kois Dento-Facial Analyzer.

- Support Legs (#2094 AA)
- Magnetic Plates 20/pcs
- **Kois Dento-Facial Analyzer System (#4300 KS)** **Includes**
 - Kois Dento-Facial Analyzer (#4305 FB)
 - Kois Adjustable Platform (#4360 FB)
- Mandibular Mounting Stand (#2280 ME)
- Bite-Tab™ Compound Disks 180 pcs (#4405 DP)



Item	Order #
# 1250 AS (with PCH Articulator)	IC# - 16041

Complete Kois Module with PCF Articulator (#1251)

Features & Benefits

The Kit Includes

- Magnetic Fixed PCF Articulator w/ 1.5 mm Analogs (#1650 AR)
- Magnetic Plates 10/pcs
- Support Legs (#2094 AA)
- **Kois Dento-Facial Analyzer System (#4300 KS)** **Includes**
 - Kois Dento-Facial Analyzer (#4305 FB)
 - Kois Adjustable Platform (#4360 FB)
- Bite-Tab Compound Disks (#4405 DP)
- Mandibular Mounting Stand (#2280 ME)
- Kois System Instruction CD (#CD)



Item	Order #
# 1251 (with PCF Articulator)	IC# - 16769

Basic Module with PCH Articulator Kit (#1210 AS)

Basic Module with PSH Articulator Kit (#1211 AS)

Features & Benefits

The Basic Module includes all of the essential items needed to mount casts in centric relation and set the protrusive condylar guide with a unique intraoral "check bite" jaw positional record. The molded plastic case holds the articulator, face-bow, and accessories plus room for mounted casts. The basic module routinely comes with 1.5mm Motion Analogs. The module also comes with the magnetic mounting plate system.

Includes

- 2094 AA Articulator Support Legs (set)
- 4000 FB Pana-Mount™ Face-bow
- 4070 FB Bio-Esthetic™ Level Gauge
- 8210 AA Molded Plastic Case
- 2280 ME Mandibular Mounting Stand
- 2850 MP Magna-Split II System
- 2860 Magnet Plates(20)
- 7172 DP Bite-Tray™ Registration Plates (20)
- 4405 DP Bite-Tab™ Compound Discs (180)
- 4410DP Bite Fork Stabilizers (60)



Item	Order #
# 1210 AS (with PCH Articulator)	IC# - 15897
# 1211 AS (with PSH Articulator)	IC# - 15898

Panadent - Mounting Plates

Magna-Split™ Index Plates

Features & Benefits

These pre-formed plastic Index Plates attach directly to the Magna-Split Mounting Plate for quick and easy mounting of study casts.



Item	Order #
# 2860 MP 20/pcs	IC# - 15882
# 2861 MP 50/pcs	IC# - 15883
# 2862 MP 100/pcs	IC# - 15884

Magna-Split™ II System

Features & Benefits

Used with the PCH or PSH articulator. It comes with removable rare earth magnet and stainless steel screws for fixing the plate to the upper and lower frames of the articulator.



Includes:

- 2 Split-Cast Magnetic Mounting Plates
- 20 Plastic Index Plates

Item	Order #
# 2850 MP Conversion System	IC# - 16023
# 2804 MP 1 plate & 2 screws	IC# - 16024

Panadent - Educating Materials

The Function of Teeth

Features & Benefits

The "Functions of Teeth" book and CD covers Dr. Lundeen's and Dr. Gibbs's research on Jaw movements and correlates their research together with Dr. Lee's research of jaw movements and how these movements relate to articulators.



Item	Order #
# 5954 EM	IC# - 16015

Panadent - Articulator Accessories

Axis Position Indicator System (API)

Features & Benefits

The Axis Position Indicator System is used to track the condyles to a stable position during splint therapy, for determining CR/CO discrepancies (slide vs. fulcrum) and interocclusal record verification.



Item	Order #
# 2170 AA	IC# - 16019

Articulator Test Column (Magnetic)

Features & Benefits

The Articulator Test Column is used to check the accuracy of the interchangeable model PCH and PSH articulators. The column can be sent to your laboratory to check if the compatibility is the same as your articulator.



Item	Order #
# 2890 AA	IC# - 15878

Articulator Support Legs

Features & Benefits

The articulator support legs allow the articulator to be angled back 45° to give a direct, hands-free overall view of the dental casts. The support legs will facilitate technicians in the laboratory, help dentists in diagnosing and photography procedures, and are essential for patient education and consultations. The support legs easily slide and clip onto the lower frame of all Panadent articulators.



Item	Order #
# 2094 AA	IC# - 15880

Adjustable Incisal Table

Features & Benefits

The Adjustable Incisal Table can be set to different incisal and lateral angles to simulate incisal and canine guidance to help guide the fabrication of removable prostheses.



Item	Order #
# 1770 AA (PCH)	IC# - 15935
# 1780 AA (PSH & SH)	IC# - 16020

Panadent - Mounting Equipment

Axis Mounting System (AMS)

Features & Benefits

Used for mounting the maxillary cast to the true hinge axis or for mounting the average (ear-bow) axis. Comes with a built in bite fork support & remount jig. Used with Pana-Mount™ Face-Bow & axis recording arms to transfer of the patient's cast on the true hinge axis.

Includes: Cross Rod & Clamp.



Item	Order #
# 2250 ME	IC# - 16021

Mandibular Mounting Stand

Features & Benefits

The Mandibular Mounting Stand supports the articulator upside down to aid in mounting the mandibular cast. Inserting the Dyna-Link pins into the holes in the stand creates a solid support for the articulator. The front of the articulator can be adjusted with the support pin to level cast to prevent the mounting stone from sliding off the cast during the mounting procedure.



Item	Order #
# 2280 ME	IC# - 15881

Mandibular Mounting Plate Spacer Assembly

Features & Benefits

The spacer is attached to the mandibular frame of "H" (high model) Panadent articulator to convert it to be compatible with the discontinued "L" model articulator. Casts which have been mounted on low (L) model articulators can be transferred to a high (H) model articulators provided this spacer is placed on the mandibular frame of the high (H) articulator.



Item	Order #
# 2479 ME	IC# - 16022

Bite-Fork Support (Magnetic)

Features & Benefits

The Bite-Fork Support (magnetic) System was developed to create a sturdy platform for an easy to use method of supporting the Bite-Fork during mounting procedures on the articulator without having to use plaster.



Item	Order #
# 2870 ME	IC# - 15899

Mounting Fixture (Low / High)

Features & Benefits

The Mounting Fixture is used with the Pana-Mount™ Face-Bow to index the bite fork assembly in the articulator. It is placed in the incisal table area of the Panadent articulator. The fixture is compatible with either low (L) or high (H) model Panadent articulators. The Mounting Fixture is included with each Pana-Mount™ Face-Bow.



Item	Order #
# 4054 ME	IC# - 15900

Panadent - Face Bows and Accessories

Bio-Esthetic™ Level Gauge

Features & Benefits

The Bio-Esthetic™ Level Gauge is used to help align the average axis face-bow horizontal so the anterior esthetic plane of the teeth can be established correctly on the articulator.



Item	Order #
# 4070 FB	IC# - 15877

Adjustable Nasion Relator

Features & Benefits

Used in conjunction with the Bio-Esthetic™ Level Gauge to level the face-bow in the sagittal plane when the patient's head is erect. The adjustable nasion is calibrated in millimeters from nasion.

There is a long and a short extension with each kit which allows the anterior reference point to be changed in a range from 25mm to 45mm (short: 25-35mm, long: 35-45mm).



Item	Order #
# 4080 FB	IC# - 16025

Panadent - Condyle Position Indicator System & Accessories

CPI-III Condyle Position Indicator

Features & Benefits

A precision instrument for tracking condyle positions to a stable position during occlusal splint therapy and determining CO/CR discrepancies ("slide" or "fulcrum"). Can also be used for verification of interocclusal records.



Includes:


- Maxillary and mandibular frames with support column
- Data record sheets (50)
- Graph papers (20)
- Elastic support bands (12)

Item	Order #
# 2500 CP CPI-III	IC# - 16026

API/CPI Graph Papers (set of 20)

Features & Benefits

The Graph Pads are printed on crack-n-peel adhesive paper for easy placement and removal on the graph supports. Each pad has a right and left vertical (sagittal) mm grid and a horizontal grid for lateral condylar axis changes. The grids are printed in green ink on white paper.



Item	Order #
#9611 CP	IC# - 15934

CPI Optical Resolver & Illuminator

Features & Benefits

The CPI Optical Resolver is used to help read the small dots of axis positions on the graph supports. It has a built in magnified 1/10th mm scale and flashlight for better vision.

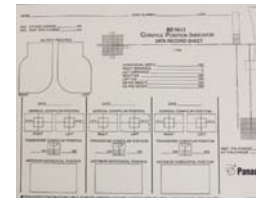


Item	Order #
# 9354 CP	IC# - 16027

CPI Data Record Sheets (50)

Features & Benefits

The Data Record Sheets are used to store the used graph papers on an organized sheet for quick reference. Three CPI readings and one axi-path recording can be placed on one sheet (8½ x 11).



Item	Order #
# 9615 CP 50/pack	IC# - 16028

Panadent - Axi-Path Recorders & Accessories

Axi-Path III Recorder

Features & Benefits

Features the macro-micro adjustable axis recording arms for easy and accurate location and transfer of the transverse axis. The protrusive pathway is recorded in the sagittal plane on the graph papers, while the Bennett pathway is recorded in the horizontal plane which is used to select the size of Motion Analogs.




Item	Order #
# 7600 AP	IC# - 16029

Axis Graph Papers (Set of 20)

Features & Benefits

The Axis Graph Papers are used with either the Axi-Path II or Axi-Path III Recorder. The lines are marked in 1mm, 5mm and 10mm squares.



Item	Order #
# 7685 AP 20/pack	IC# - 16032

Disposable Clutches (10)

Features & Benefits

The clutches are used with the Axi-Path Recorder. Each clutch comes with three different size discluders (S,M,L). They can be cut shorter by the operator so that one size fits all.



Item	Order #
# 7691 AP 10/pack	IC# - 16031

Marking Dye

Features & Benefits

This dye is used to mark the transverse (hinge) axis on the patient's skin for axis face-bow transfer.



Item	Order #
# 7686 AP	IC# - 16017



www.dentald.ru